

STANDARD
Rs.2200/-Sq Ft

PREMIUM
Rs.2300/-Sq Ft

ELITE
Rs.2500/-Sq Ft

DESIGN & DRAWING

- ✔ 2D Floor Plans
- ✔ 3D Elevations
- ✔ Structural Drawing
- ✔ Working Drawings For Execution

- ✔ 2D Floor Plans
- ✔ 3D Elevation
- ✔ Structural Drawing
- ✔ Plumbing & Electrical Layout
- ✔ Working Drawings For Execution, Schedule Of Openings & Sectional Drawings


- ✔ 2D Floor Plans
- ✔ 3D Elevations From All Sides
- ✔ Structural Drawing
- ✔ Plumbing & Electrical Layout
- ✔ Furniture Layout
- ✔ Working Drawings For Execution, Schedule Of Openings & Sectional Drawings

CORE CONSTRUCTION MATERIALS

- ✔ Steel: Fe500/550 Grade Tmt – Sail / Vizag Or Equivalent Brand
- ✔ Cement: 53 & 43 Grades Of Chettinad/Dalmia Or Equivalent Brand
- ✔ Concrete Mix: RMC – M20 Grade
- ✔ Red Bricks or Solid Blocks – 6" & 4" Inches
- ✔ Aggregates: 20MM & 40MM
- ✔ M-Sand: Blockwork & P-Sand: Plastering
- ✔ Underground Sump In 6" Inches Solid Block & Waterproof Plastered
- ✔ No Size Stone Masonry Under Plinth
- ✔ Ceiling Height: 10 Feet (Floor to Floor)
- ✔ Waterproofing: Dr Fixit Or Tec wave

- ✔ Steel: Fe500/550 Grade Tmt – Sail / Vizag Or Equivalent Brand
- ✔ Cement: 53 & 43 Grades Of Chettinad/Dalmia Or Equivalent Brand
- ✔ Concrete Mix: RMC – M20 Grade
- ✔ Red Bricks or Solid Blocks – 6" & 4" Inches
- ✔ Aggregates: 20MM & 40MM
- ✔ M-Sand: Blockwork & P-Sand: Plastering
- ✔ Underground Sump In 6" Inches Solid Block & Waterproof Plastered
- ✔ No Size Stone Masonry Under Plinth
- ✔ Ceiling Height: 10 Feet (Floor to Floor)
- ✔ Waterproofing: Dr Fixit Or Tec wave

- ✔ Steel: Fe500/550 Grade Tmt – JSW /Sail/Vizag Or Equivalent Brand
- ✔ Cement: 53 & 43 Grades Of Ultratech/Coromandel/ Chettinad Or Equivalent Brand
- ✔ Concrete Mix: RMC – M25 Grade
- ✔ Red Bricks Solid Blocks – 6" & 4" Inches
- ✔ Aggregates: 20MM & 40MM
- ✔ M-Sand: Blockwork & P-Sand: Plastering
- ✔ Underground Sump In Rcc & Waterproof Plastered
- ✔ Two-Course Of Size Stone Masonry Under Plinth
- ✔ Ceiling Height: 10.5 Feet (Floor to Floor)
- ✔ Waterproofing: Dr Fixit / Fosroc / Tec Wave



LANS
PROMOTERS

FLOORING & WALL TILING

- ❖ Living, Kitchen, Dining & Bedroom Upto Rs 40/- Per Sqft
- ❖ Step Tiles or Staircase – Granite Upto Rs 70/- Per Sqft
- ❖ Balconies & Sitout Areas – Anti Skid Tiles Upto Rs 35/- Per Sqft
- ❖ Bathroom/Toilet Wall & Flooring Upto Rs 35/- Per Sqft
- ❖ Parking Floor Upto Rs 35/- Per Sqft
- ❖ Kitchen Countertop Upto Rs 90/- Per Sqft
- ❖ Kitchen Dadoing Upto With Tiles Rs 35/- Per Sqft
- ❖ Bathroom Dadoing Or Wall Tiling Height Upto 7 Feet Height
- ❖ Terrace – Screed Concreting

- ❖ Living, Kitchen, Dining & Bedroom Upto Rs 50/- Per Sqft
- ❖ Step Tiles or Staircase – Granite Upto Rs 100/- Per Sqft
- ❖ Balconies & Sitout Areas – Anti Skid Tiles Upto Rs 50/- Per Sqft
- ❖ Bathroom/Toilet Wall & Flooring Upto Rs 50/- Per Sqft
- ❖ Parking Floor Upto Rs 40/- Per Sqft
- ❖ Kitchen Countertop Upto Rs 100/- Per Sqft
- ❖ Kitchen Dadoing Upto With Tiles Rs 50/- Per Sqft
- ❖ Bathroom Dadoing Or Wall Tiling Height Upto 7 Feet Height
- ❖ Terrace – Screed Concreting With Dr Fixit LW+ Waterproofing


- ❖ Living, Kitchen, Dining & Bedroom Upto Rs 80/- Per Sqft
- ❖ Step Tiles or Staircase – Granite Upto Rs 120/- Per Sqft
- ❖ Balconies & Sitout Areas – Anti Skid Tiles Upto Rs 65/- Per Sqft
- ❖ Bathroom/Toilet Wall & Flooring Upto Rs 70/- Per Sqft
- ❖ Parking Floor Upto Rs 50/- Per Sqft
- ❖ Kitchen Countertop Upto Rs 160/- Per Sqft
- ❖ Kitchen Dadoing Upto With Tiles Rs 60/- Per Sqft
- ❖ Bathroom Dadoing Or Wall Tiling Height Upto Full Height
- ❖ Terrace – Screed Concreting With Dr Fixit LW+ Waterproofing

PAINTING

- ❖ Wall & Ceiling – 2 Coats Of Putty + 1 Coat Of Primer & Painted With 2 Coats Of Asian Tractor Emulsion
- ❖ Exterior Walls: 1 Coat Primer + 2 Coats Of Ace Emulsion
- ❖ 2 Coats of Enamel Paint For The Windows MS Grills Only
- ❖ Brands Considered Are Asian/ Berger/Dulux/Nippon As Per Owner Choice

- ❖ Wall & Ceiling – 2 Coats Of Putty + 1 Coat Of Primer & Painted With 2 Coats Of Asian Premium Emulsion
- ❖ Exterior Walls: 1 Coat Primer + 2 Coats Of Apex Emulsion
- ❖ 2 Coats of Enamel Paint For The Windows MS Grills Only
- ❖ Brands Considered Are Asian/ Berger/Dulux/Nippon As Per Owner Choice

- ❖ Wall & Ceiling – 2 Coats Of Putty + 1 Coat Of Primer & Painted With 2 Coats Of Asian Royale Emulsion
- ❖ Exterior Walls: 1 Coat Primer + 2 Coats Of Ultima Emulsion
- ❖ 2 Coats of Enamel Paint For The Windows MS Grills Only
- ❖ Brands Considered Are Asian/ Berger/Dulux As Per Owner Choice



ELECTRICALS

- ❖ Wires: Anchor/Finolex Or Equivalent
- ❖ Switches: GM/Anchor Or Equivalent
- ❖ DB's and MCB's Are Included-Legrand/GM
- ❖ 1 UPS Point of Each Unit At The Nearest Feasible Point

- ❖ Wires: RR/Finolex/KEI Or Equivalent
- ❖ Switches: GM/Anchor Roma Or Equivalent
- ❖ DB's and MCB's Are Included-Legrand/GM
- ❖ 1 UPS Point of Each Unit At The Nearest Feasible Point

- ❖ Wires: Havells/RR/KEI Or Equivalent
- ❖ Switches: GM/Kundan Or Equivalent
- ❖ DB's and MCB's Are Included- Havells/Legrand
- ❖ 1 UPS Point of Each Unit At The Nearest Feasible Point
- ❖ Electric Car or Two Wheeler Charging Point Will Be Given In The Parking

PLUMBING

- ❖ CpvC Pipes: Ashirwad/Supreme/Astral
- ❖ Pvc Overtank Sintex/Metro/Kaveri
- ❖ Solar & Greyser Provision Lines Will Be Provided To Diverters or Mixtures Only
- ❖ Sewage Chambers With PVC Cover Inside The Plot Area

- ❖ CpvC Pipes: Ashirwad/Supreme/Astral
- ❖ Pvc Supreme Tank Sintex/Metro/Kaveri
- ❖ Solar & Greyser Connection Lines Will Be Provided
- ❖ Sustainable Rainwater Harvesting Facilities & Equipments Will Be Installed For Cause Of Environment
- ❖ Sewage Chambers With PVC Cover Inside The Plot Area


- ❖ CpvC Pipes: Ashirwad/Supreme/Astral
- ❖ Pvc Overtank Sintex/Metro
- ❖ Solar & Greyser Provision Lines Will Be Provided To All Bathrooms
- ❖ Sustainable Rainwater Harvesting Facilities & Equipments Will Be Installed For Cause Of Environment
- ❖ Sewage Chambers With GI/FRP Cover Inside The Plot Area

FABRICATION WORKS

- ❖ MS Staircase Railing
- ❖ MS Standard Gate

- ❖ MS Staircase Railing
- ❖ MS Standard Gate

- ❖ SS Staircase Railing
- ❖ Designer Gate



DOORS


- ❖ Only One Main Door Per Unit:
Teak Wood Frame Of 5"X4"
Inches With Teak Door Shutter
– Per Door Including Fittings
Upto Rs 30000/-
- ❖ Internal Doors: Padauk Or Sal
Frame Of 4"X3" With Membrane
Door Shutter – Per Door Including
Fittings Like Handles, Locks,
Aldrops, Hinges & Tower Bolts
Upto Rs 7000/-
- ❖ Bathroom Doors Will Be
PVC Doors
- ❖ Only One Main Door Per Unit:
Teak Wood Frame Of 5"X4"
Inches With Teak Door Shutter
– Per Door Including Fittings
Upto Rs 35000/-
- ❖ Internal Doors: Padauk Or Sal
Frame Of 4"X3" With Membrane
Door Shutter – Per Door Including
Fittings Like Handles, Locks,
Aldrops, Hinges & Tower Bolts
Upto Rs 9000/-
- ❖ Bathroom Doors Will Be
Wpc Doors
- ❖ Only One Pooja Door Per Unit:
Frame Of 5"X3" Inches With
Readymade Door Shutter
– Per Door Including Fittings
Upto Rs 15000/-
- ❖ Only One Pooja Door Per Unit:
Teak Frame Of 5"X3" Inches With
Teak Door Shutter – Per Door
Including Fittings
Upto Rs 22000/-
- ❖ Bathroom Doors Will Be
Wpc Doors

WINDOWS

- ❖ UPVC Windows With 5mm Glass
Along With Ms Grill With A Budget
Of Rs 380/- Per Sqft
- ❖ Maximum Opening Percentage
For Windows Will Be 8%
- ❖ UPVC Windows With 5mm Glass
Along With Ms Grill With A Budget
Of Rs 480/- Per Sqft
- ❖ Maximum Opening Percentage
For Windows Will Be 10%
- ❖ UPVC Windows With 5mm Glass
Along With Ms Grill With A Budget
Of Rs 700 /- Per Sqft Or Option Of
Sal Wood Frames With Shutters
- ❖ Maximum Opening Percentage
For Windows Will Be 15%

ELEVATION BUDGET

- ❖ Depends upon Elevation design
- ❖ Depends upon Elevation design
- ❖ Depends upon Elevation design



KITCHEN & BATHROOM FIXTURES

❖ SS Kitchen Sink Of Worth Upto Rs 3000/-

❖ Kitchen Faucet & Towel Ring Upto Rs 1500/-

❖ Bathroom Sanitary Ware & Cp Fitting Upto Rs 20000

❖ Bathroom Accessories: Ewc, Health Faucet, Wash Basin, Diverter & Overhead Shower

❖ Brands Considered Are Parryware/Hindware Or Equivalent

❖ SS Kitchen Sink Of Worth Upto Rs 3000/-

❖ Kitchen Faucet & Towel Ring Upto Rs 2500/-

❖ Bathroom Sanitary Ware & Cp Fitting Upto Rs 35000

❖ Bathroom Accessories: Ewc, Health Faucet, Wash Basin, Diverter & Overhead Shower

❖ Brands Considered Are Parryware/Hindware Or Equivalent

❖ SS Or Carysil Kitchen Sink Of Worth Upto Rs 7000/-

❖ Kitchen Faucet & Towel Ring Upto Rs 4500/-

❖ Bathroom Sanitary Ware & Cp Fitting Upto Rs 55000

❖ Bathroom Accessories: Ewc, Health Faucet, Wash Basin, Diverter & Overhead Shower

❖ Brands Considered Are Jaquar /Grohe As Per Owner Choice

WARRANTY PERIOD

❖ 10 Year Of Warranties on Structure & 1 Year of Waterproofing

❖ Fixture Warranties As Per Brand Makes

❖ 10 Year Of Warranties on Structure & 1 Year of Waterproofing

❖ Fixture Warranties As Per Brand Makes

❖ 10 Year Of Warranties on Structure & 1 Year of Waterproofing

❖ Fixture Warranties As Per Brand Makes

SITE AUDIT & REPORTING

❖ Soil Testing Will Be Extra Charges


❖ Civil Engineer and PM Assigned For Site Supervision

❖ Soil Testing Will be Extra Charges

❖ Civil Engineer and PM Assigned For Site Supervision

❖ Soil Testing Diagonally 2 Points

❖ Civil Engineer and PM Assigned For Site Supervision Regular Architect Site Visit



EXTRA CHARGES

- ◆ Compound Walls Will Be Extra
- ◆ Government Work Or Any Other Approving Bodies For Liaison Work
- ◆ Building Floor Level More Than 2.6" Foot Height From The Road Level
- ◆ Outside Ramping
- ◆ Extra Sumping Depth
- ◆ Any Interior Works Such As Wardrobe Or False Ceiling & Etc
- ◆ External Cladding Work For Elevation
- ◆ Extra Landscaping Work
- ◆ Extra For Security Fabrication Works
- ◆ Any Civil Works Outside House Area
- ◆ Material Shifting Charges If Any Storage Problem
- ◆ Only 2 No. Of Bathroom Will Be Provided For Each 1000 Sqft Of Construction.
If Additional Bathroom Required Then, It Is Charged Based On Material & Labour Consumption
- ◆ Electrical Fitting Such As Light Tubes/Bulbs, Fans Etc., Are Not Inclusive
- ◆ Additional Charges Will Apply If Soil Bearing Capacity(Sbc) <180

GOVT SANCTION ASSISTANCE

- ◆ LANS PROMOTERS Will Provide Assistance With Different Government Agencies, Obtain Permissions, Licenses & Sanction Fee
- ◆ Construction Plan Sanction
- ◆ Temporary Electricity Connection
- ◆ Permanent Electrical Connection
- ◆ Water Connection
- ◆ Sewage Connection

